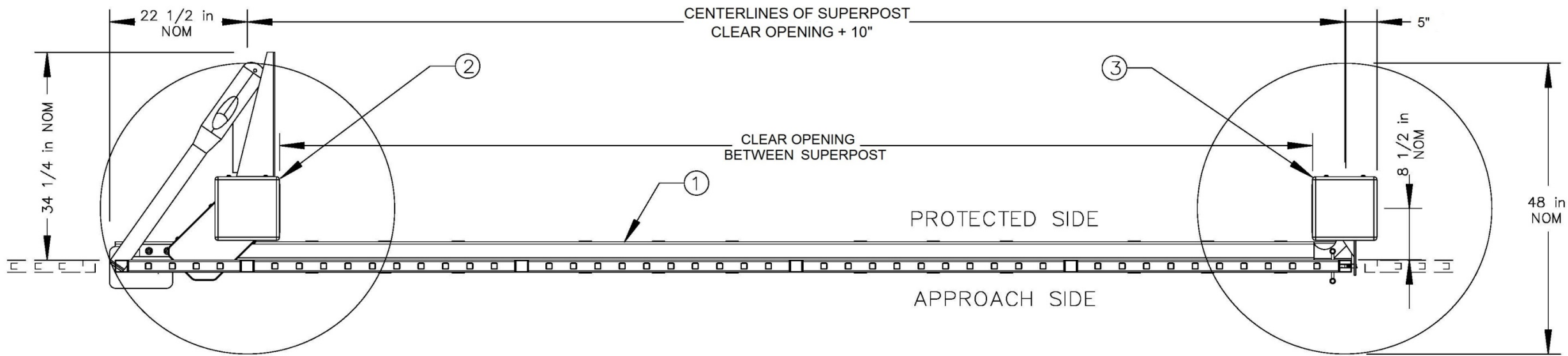
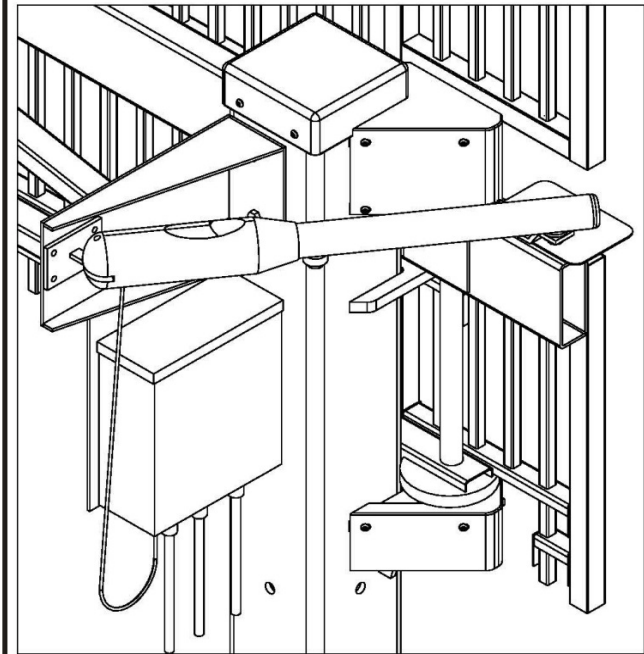
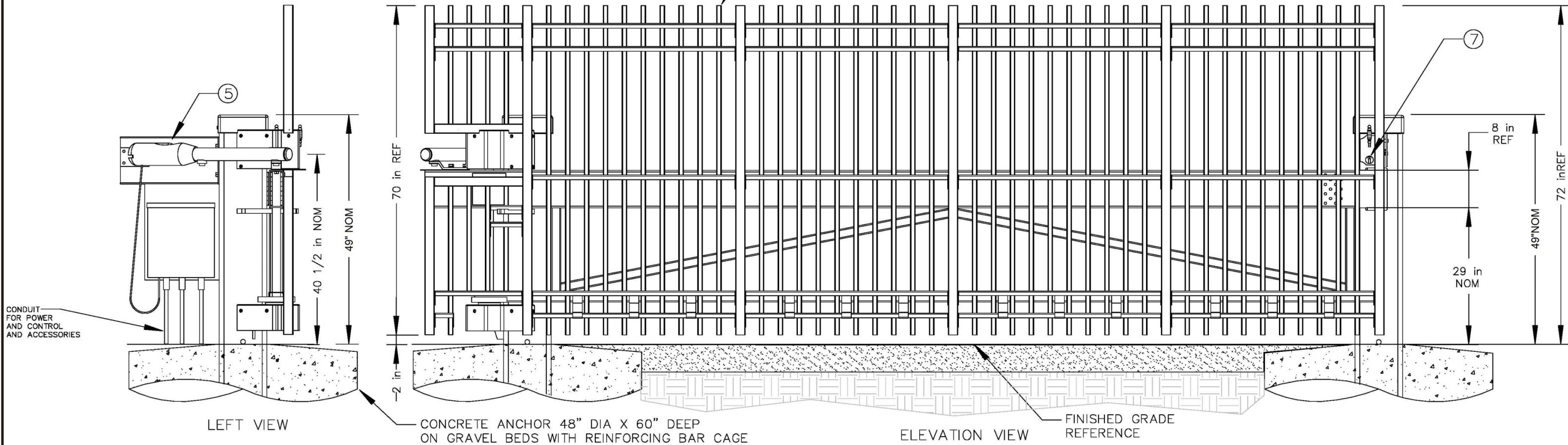


PART	QTY	DESCRIPTION
1	1	CRASH GATE ASSEMBLY
2	1	OPERATOR SUPERPOST ASSEMBLY
3	1	RECEIVER SUPERPOST ASSEMBLY
4	1	ORNAMENTAL GATE ASSEMBLY
5	1	OPERATOR ASSEMBLY
6	1	OPERATOR CONTROL SYSTEM (NOT SHOWN)
7	1	GATE LOCK AND LATCH (IF REQUIRED)



PLAN VIEW

- NOTES:
1. ALL DIMENSIONS ARE NOMINAL
  2. NOMINAL CLEARANCE BELOW CRASH GATE IS 2 IN
  3. STANDARD ORNAMENTAL GATES HAVE 1" SQUARE PICKET X 70" TALL ON 4" CENTERS FINISHED IN FLAT BLACK POLYURETHANE PAINT OVER ZINC CHROMATE PRIMER



					PREPARED BY	KUNEMAN	01FEB18
					CHECKED BY	ANDERSON	01FEB18
					DISCIPL APPR	ANDERSON	01FEB18
					INTERFACE CK		
0	01FEB18	ORIGINAL ISSUE		MLK	JWA	JWA	PM APPR
NO	DATE	REVISION		BY	CK	APPR	CLIENT APPR



JOB NAME

SUPER SWING GATE  
ORNAMENTAL GATE WITH  
OPERATOR AND CONTROLS

CSP-DF 2.2.3.1

SHEET TITLE

PRODUCT ILLUSTRATION

JOB NO

1807-3

DATE 01FEB18

REV NO 0

SCALE

NONE

DWG NO

SI002 C